

TRADOC 20' PERFORMANCE LOCKER

GET STARTED HERE



Welcome to your new Performance Locker!

Scan the QR code for assembly videos and other resources related to your Performance Locker.

GATHER YOUR TOOLS



Two 3/4" wrenches
(included)

x2



One ladder (*not included*)
or step stool
(included)

x1

SELECT A SAFE + CLEAN LOCATION

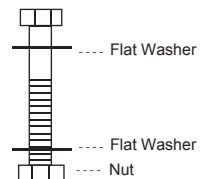
Choose a location that is free of any clutter or debris. Ideally, the location to assemble should be on level ground, free of any vertical obstructions, and with at least 6' of clearance on each side of locker.

2 PEOPLE MINIMUM FOR ASSEMBLY

Find at least one other person to assist in assembly. Please use spotters when utilizing the ladder.

CHECK THE BOLT SET

Each bolt should be installed with two flat washers and a nut. The two flat washers should be installed on opposite ends as shown in the illustration.



BEAVER FIT[™]
DAM STRONG

TRADOC 20' PERFORMANCE LOCKER EQUIPMENT REFERENCE



AGILITY CONES




BARBELL



BATTLE ROPE



BUMPER PLATES



BENCH



CHALK BALLS



CLIMBING ROPE WITH
CARABINER



D-BALL MED BALL



FOAM ROLLER + STICK



HEX BAR



JOB BOX



JUMP ROPE



KETTLEBELLS



MOBILITY BANDS



NYLON DRAG SLED



RECOVERY BALL



SPRING COLLARS



STEP STOOL

TRADOC 20' PERFORMANCE LOCKER STEEL COMPONENTS REFERENCE

EXTERNAL RIGGING



ACE BARS



ADJUSTABLE LEG
WITH FOOTPADS



CONTAINER BRACKET



OFFSET CONTAINER
BRACKET (ROPE CLIMB)



ROPE CLIMB
BRACKET (SINGLE)




ROPE CLIMB EXTENSION



SQUAT BRACKET



3-BAR WING BRACKET



3-BAR WING CENTER

TRAINING ATTACHMENTS



BATTLE ROPE ANCHOR



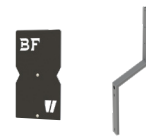
DIP BAR



GRAPPLER



J-CUP



WALL BALL TARGET
+ STEM

HARDWARE



CARRIAGE BOLT



HEX BOLT



NYLOCK NUT



WASHER



WRENCH

TRADOC 20' PERFORMANCE LOCKER

COMPONENTS + EQUIPMENT CHECKLIST

STEEL

<input type="checkbox"/>	2	Wall Ball Target
<input type="checkbox"/>	2	Wall Ball Stem
<input type="checkbox"/>	8	98.5" Adjustable Legs
<input type="checkbox"/>	2	86.5" Adjustable Leg
<input type="checkbox"/>	2	62" Rope Climb Extension
<input type="checkbox"/>	10	Adjustable Footpads
<input type="checkbox"/>	2	84" Ace Bars
<input type="checkbox"/>	1	Single Rope Climb Bracket
<input type="checkbox"/>	2	Squat Bracket
<input type="checkbox"/>	8	Container Bracket
<input type="checkbox"/>	1	Offset Container Bracket Left
<input type="checkbox"/>	1	Offset Container Bracket Right
<input type="checkbox"/>	4	Wing Brackets
<input type="checkbox"/>	2	3-Bar Wing Center
<input type="checkbox"/>	3	Battle Rope Anchor
<input type="checkbox"/>	4	J-Cup Left
<input type="checkbox"/>	4	J-Cup Right
<input type="checkbox"/>	3	Dip Bar
<input type="checkbox"/>	3	Grapplers
<input type="checkbox"/>	4	3/8-16 x 1.75in Carriage Bolt
<input type="checkbox"/>	52	1/2-13 Standard Nylock Nut
<input type="checkbox"/>	20	1/2-13 x 1.25in Hex Bolt
<input type="checkbox"/>	12	1/2-13 x 3.25in Hex Bolt
<input type="checkbox"/>	32	1/2-13 x 4.25in Hex Bolt
<input type="checkbox"/>	8	1/2-13 x 4.75in Hex Bolt
<input type="checkbox"/>	4	3/8-16 Standard Nylock Nut
<input type="checkbox"/>	124	1/2in SAE Washer
<input type="checkbox"/>	4	3/8in SAE Washer
<input type="checkbox"/>	2	3/4in Wrench

ACCESSORIES

<input type="checkbox"/>	4	Grey Man Gear Kettlebell 12kg
<input type="checkbox"/>	6	Grey Man Gear Kettlebell 40lb
<input type="checkbox"/>	4	Grey Man Gear Kettlebell 24kg
<input type="checkbox"/>	18	Grey Man Gear Bumper Plate 45lb
<input type="checkbox"/>	16	Grey Man Gear Bumper Plate 25lb
<input type="checkbox"/>	16	Grey Man Gear Bumper Plate 15lb
<input type="checkbox"/>	16	Grey Man Gear Bumper Plate 10lb
<input type="checkbox"/>	2	Grey Man Gear D-Ball Medicine Ball 14" 14lb
<input type="checkbox"/>	3	Grey Man Gear D-Ball Medicine Ball 14" 20lb
<input type="checkbox"/>	3	Grey Man Gear D-Ball Medicine Ball 9" 10lb
<input type="checkbox"/>	6	Grey Man Gear Barbell 20kg
<input type="checkbox"/>	4	Chalk Balls (2 Balls Per Bag)
<input type="checkbox"/>	3	Grey Man Gear Hex Bar
<input type="checkbox"/>	3	Nylon Drag Sled (ACFT Approved)
<input type="checkbox"/>	3	Incline/Decline Bench
<input type="checkbox"/>	6	Barbell Spring Collar - Pair
<input type="checkbox"/>	3	Hex Bar Spring Collar - Pair
<input type="checkbox"/>	3	Battle Rope 30ft
<input type="checkbox"/>	1	Climbing Rope with carabiner
<input type="checkbox"/>	6	Mobility Band 1/2" Light
<input type="checkbox"/>	6	Mobility Band 1" Heavy
<input type="checkbox"/>	6	Foam Roller/Stick Combo
<input type="checkbox"/>	6	Recovery (Lacrosse) Ball
<input type="checkbox"/>	6	Jump Rope
<input type="checkbox"/>	1	Agility Cones 20 Pack
<input type="checkbox"/>	2	Job Box
<input type="checkbox"/>	1	Step Stool

Welcome to your new Performance Locker!

Please verify the list of equipment provided within your Locker. Should anything be missing, please don't hesitate to reach us at support@beaverfitusa.com

BEAVERFIT™
DAM STRONG